convenientMD PRIMARY CARE

# Follow these steps to register your new Patient Portal

## Step 1
Enter your information

1
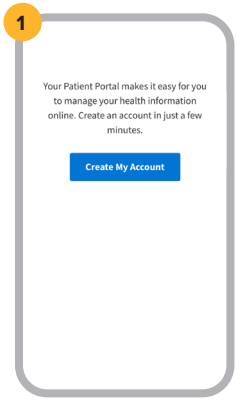


Click the link in the email we sent

2
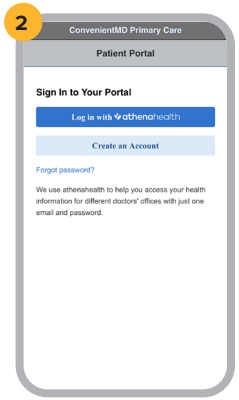


Select *Create an Account*

3
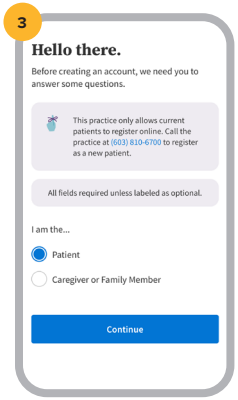


Confirm who the account is for

4
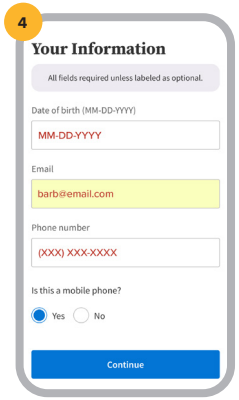


Enter your DOB, email, and phone

## Step 2
Confirm your identity

5
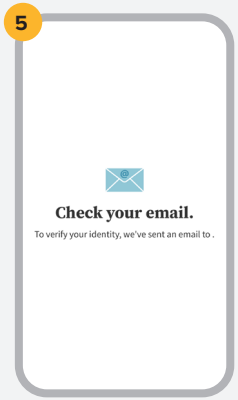


You will receive a second email

6
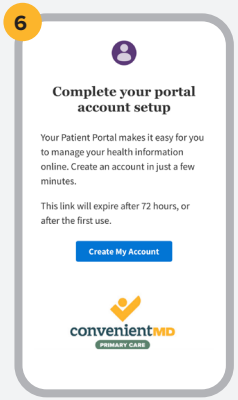


Click *Create My Account*

7
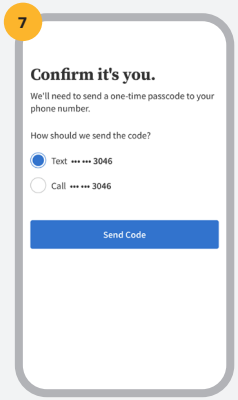


Confirm your phone number

8
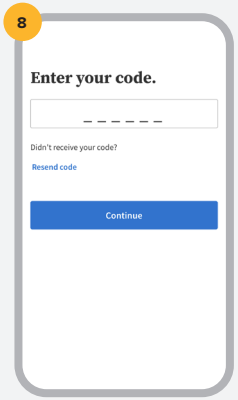


Enter the code you were texted

## Step 3
Protect your account

9
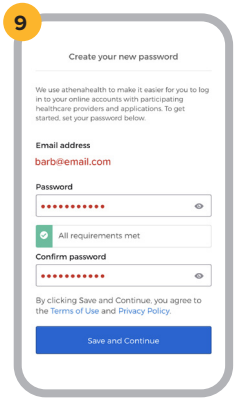


Set your own password

10
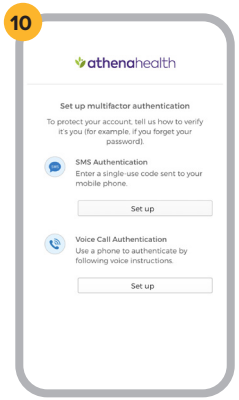


Set up SMS authentication

11
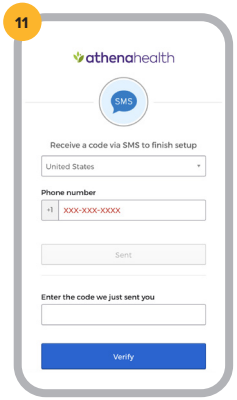


Enter your phone number

12
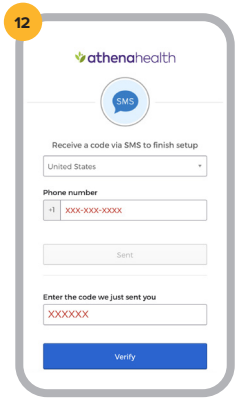


Enter the code texted to you

## Done!

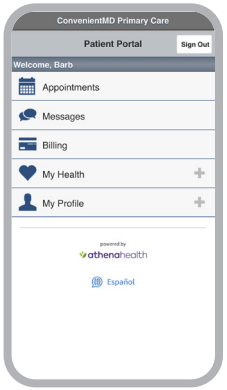


You'll now see the main portal page

If you have any issues or questions, please contact your clinic.